



ANNUAL REPORT

FY 2023-2024

Partnering with parents, providers and communities to ensure quality early learning experiences through programmatic and financial support.

Contents

Evaluation of Direct Enhancement Services _____	3
Comprehensive Consumer Education _____	3
Provider Financial Supports _____	3
Training and Technical Assistance _____	3
Quality Activities for Infant and Toddler Care _____	6
Monitoring _____	7
Inclusion _____	7
Data Summary _____	8
Children Served in School Readiness _____	8
Child Disenrollment _____	11
Provider Type _____	12
School Readiness Provider Revocation _____	12
Voluntary prekindergarten Provider Revocation _____	13
Children Served by Provider _____	13
Fiscal Summary _____	16
Program Funds (REVENUES) _____	16
Details of Expenditures by Fund Source _____	16
Coalition Staff and Related Expenditures _____	16
stabilization funds _____	17
workforce grants _____	17
Supplemental Data _____	15
ARPA Attachment _____	18

Evaluation of Direct Enhancement Services

COMPREHENSIVE CONSUMER EDUCATION

Describe how the Coalition developed, established, expanded, operated, and coordinated resource and referral programs specifically related to the provision of comprehensive consumer education to parents and the public to promote informed child care choices.

Childcare Resource and Referral services are offered to families that contact the Early Learning Coalition office. The information provided includes childcare listing, community resources, early learning programs, and consumer education. ELCIRMO provides information to families and providers via phone, email, newsletters, in person, and by social media. Additionally, the Coalition provides information to parents, families, and the community during outreach events in each county.

PROVIDER FINANCIAL SUPPORTS

Provide a list of grants and financial supports (for example, awards or bonuses) offered to school readiness program providers and their staff to assist them in meeting applicable state requirements for the program assessment required under s. [1002.82\(2\)\(n\)](#), child care performance standards, implementing developmentally appropriate curricula and related classroom resources that support curricula, providing literacy supports, and providing continued professional learning and training.

Include the qualifying criteria to receive grants and financial supports and related monitoring activities to verify appropriate use of support.

No CCFD funds were used due to ARPA funding in fiscal year 2023-2024. Through ARPA, providers were eligible to participate in professional development and receive substantial stipends. Funding was supplied to providers to meet the VPK instructor hourly wage of \$15. See ARPA attachment.

TRAINING AND TECHNICAL ASSISTANCE

Provide a list and description of trainings and/or technical assistance activities the coalition offered to school readiness program providers, staff, and parents in each of the following areas.

Please note ARPA funded trainings for providers are listed in the ARPA attachment.

- Early Learning Standards

Quality Specialists conduct initial visits with each School Readiness provider to review SR related requirements, clarify misconceptions, and inquire about specific needs of each provider. There were 91 initial visits conducted. ELCIRMO Staff provided trainings involving the Florida Early Learning and Developmental Standards to numerous providers. Coalition staff also supported several parent involvement events at centers that provided education on the Early Learning

Standards. Quality Specialists and Early Childhood Specialists provided administrative training support targeting sites with high staff turnover in effort to support and retain teachers. Quality Specialists and Early Childhood Specialists also provided site-based professional development focused on understanding, planning, and implementing teaching strategies based on the Florida Early Learning and Developmental Standards. Staff provided technical assistance to providers in regards to lesson planning with standards.

**Insert ARPA PD opportunities*

- **Child Screenings**

The Provider Services team delivered technical assistance regarding developmental screenings and child assessments. Providers and parents completed 564 ASQs (Ages and Stages Questionnaire). Staff provided support on completing and analyzing these screenings on-site with providers and teachers, via virtual meetings, phone calls and emails with parents, directors and teachers. Significant attention was given to ensure sufficient follow-up in the event of rescreens as well as supporting the referral process, as applicable. Additional assistance was provided to directors regarding adding the screenings to the Portal. Quality Specialists and Inclusion Coordinator communicated the developmental screening process to parents on site visits, over the phone, through email, outreach events, and Warmline inquiries. Additional support provided as needed or requested to providers and families.

- **Child Assessments**

Teaching Strategies Gold is the child assessment system that providers may elect to participate and receive a differential reimbursement as an incentive. This assessment occurs three times throughout the school year. Quality Specialists provided on site assistance to the six participating providers related to delivering the assessment, navigating the software, analyzing the data findings and any additional requests. ELCIRMO employees received a virtual training on Teaching Strategies Gold, enabling the delivery of more comprehensive support to childcare centers.

- **Child Development Research and Best Practices**

Fifteen Provider Meetings were held by the Coalition across three counties during the 23-24 fiscal year. Child development research and best practices were addressed in all of the meetings, including distribution of materials to support best practices.

Two sites in Martin County successfully completed the Anita Zucker Practice Based Coaching program through University of Florida, supported by our VPK Regional Facilitator and a Quality Specialist. The targeted goal for one site was improving practices to raise CLASS (Classroom Assessment Scoring System) scores, and the second site was focused on raising the FAST Star Early Literacy child assessment scores. Both sites showed increases and improvements as a result of the coaching program.

Early Childhood Specialists worked with VPK classes in all 3 school districts to provide training and professional development around research based best practices in child development. The Early Childhood Specialists also delivered best practice coaching to private providers in all three counties during Fiscal Year 2023-2024.

The coalition promoted the New Worlds Reading Initiative by encouraging providers to enroll families in the program, which provides books to VPK students who are not yet meeting age-appropriate standards according to FAST Star Early Literacy. A representative from New Worlds Reading attended provider meetings to describe the program, its benefits and guide directors through the enrollment process in order to assist their families.

- **Developmentally Appropriate Curricula and Character Development**

The majority of SR and VPK providers use the Frog Street curriculum, which staff have been trained to use and support. Embedded within Frog Street is a character development component, Conscious Discipline. Staff have also received many trainings with Conscious Discipline and are well equipped to provide support to centers as needed. Quality Specialists conducted initial visits to contracted providers to review appropriate use of and adherence to approved curricula during the first quarter. The Coalition conducted 60 School Readiness Monitoring visits based on 97 contracted SR sites as well as 57 VPK Monitoring visits based on 93 contracted VPK providers. Curriculum and character development are components of this monitoring process. Curriculum Monitoring was conducted routinely in the fourth quarter by Quality Specialists. Technical assistance site visits were conducted regularly across all four quarters to support developmentally appropriate curriculum use and character development, as requested.

- **Teacher-Child Interactions**

The Coalition utilizes the CLASS (Classroom Assessment Scoring System) tool to measure the quality of teacher-child interactions. Coalition staff conducted many mock CLASS observations to provide feedback and strategies to teachers on areas of strength and opportunities for growth. Mock observations and reviews were conducted by Early Childhood Specialists and Quality Specialists as part of coaching initiatives and as requested by providers to improve interactions, resulting in increases to composite scores on Program Assessments. Staff provided site-based training sessions divided by age level served (Infant, Toddler, or PreK). Coalition staff also provided site based, CLASS targeted coaching and support to VPK classes in all 3 school districts served, as well as the majority of contracted private providers. Contracted sites with new staff, and/or composite CLASS scores between 3-5 were prioritized for coaching and training support. Additional technical assistance visits were provided through the Children's Services Council of Martin County (CSCMC)-funded Coaching program.

**Many CLASS professional development opportunities were provided to directors and teachers through ARPA initiatives, and included completion stipends. See ARPA attachment.*

- **Age-Appropriate Discipline Practices**

Quality Specialists addressed appropriate discipline practices during routine initial visits and provided support as requested. The Coalition staff supported several sites utilizing the Pyramid Model as well as Conscious Discipline. The Inclusion Coordinator addressed 396 requests for behavioral, social-emotional and self-regulation research and strategies during on site visits, through email and phone calls with providers and families. Quality Specialists delivered "Starting Your Classroom in the New Year with Effective Practices" training to providers, addressing classroom and behavior management.

- Health and Safety

Staff conducted onsite visits, and follow-up as needed, in response to DCF violations. The director of Provider Services addressed the new Health and Safety requirement for all staff at provider meetings, and Quality Specialists distributed enrollment information via email and site visits. Additionally, providers were encouraged to participate in dental cleaning visits and outreach available through the Department of Health.

- Nutrition

ELCIRMO hosted a Go NAPSACC (Go Nutrition and Physical Activity Self Assessment for Child Care) representative at Provider Meetings to discuss the initiative, share health-related statistics for children, explain benefits of the program, and encourage participation.

- First Aid

None

- Cardiopulmonary Resuscitation

None

- Recognition of Communicable Diseases

Quality Specialists provided one on one support to a site with an outbreak of impetigo, and shared recommendations from the Department of Health.

- Child Abuse Detection, Prevention and Reporting

During routine initial visits with providers, Quality Specialists reviewed the Mandatory Reporter rule with directors. When available, a DCF representative attended Provider Meetings to relay updates and answer questions from providers.

QUALITY ACTIVITIES FOR INFANT AND TODDLER CARE

Provide a description of the quality activities and services the coalition provided to enhance infant and toddler care.

The Provider Services and Early Childhood Specialist teams conducted frequent classroom walk-throughs dedicated to monitoring and supporting best practices for infants and toddlers. Staff utilized infant and toddler teachers' program assessment CLASS reports to highlight strengths and plan growth opportunities as applicable. Coalition staff recertified and calibrated as CLASS Observers for Infant and Toddler age levels to maintain reliability with the assessment tool.

The coalition had a Quality Specialist serve as an Infant/Toddler representative which involved attending monthly meetings focused on infant/toddler care and best practices. The strategies and research were shared with team members at department meetings on a regular basis.

Through the Children's Services Council of Martin County, the coalition was able to provide two coaches dedicated to Infant and Toddler age levels. These coaches provided intensive, consistent weekly coaching to 16 Infant/Toddler teachers throughout the school year. All teachers showed an

increase in Early Language Support as measured by the CLASS tool as a result of the coaching program.

**Additionally, the coalition offered Conscious Discipline Baby Doll Circle time trainings to Infant and Toddler teachers through ARPA. The coaches supported the implementation of this curriculum following the training.*

MONITORING

Describe the process for monitoring compliance with, and enforcement of, applicable state and local requirements.

During FY 2023-2024, ELCIRMO contracted with 97 School Readiness sites. In accordance with the Statewide School Readiness Provider Contract Monitoring Tool – Attachment B, we met, and exceeded, the minimum required number of sites monitored. The coalition monitored 60 sites, which exceeds the minimum sample size of 58 per 100 providers. If compliance adherence was found as an issue during monitoring, technical assistance and follow-up were provided to ensure compliance was met. ELCIRMO contracted with 93 VPK provider sites, and monitored 57 sites, which exceeds the minimum sample size (56) required as outlined in Florida Department of Education Division of Early Learning Program Guidance 530.05.

INCLUSION

Describe the activities the coalition has implemented to promote inclusive child care, including responding to Warm-Line requests by providers and parents, and providing developmental and health screenings to school readiness program children.

The Coalition promoted inclusive childcare through the Inclusion Coordinator, who responded to 1,415 Warm-Line requests as well as completing 67 referrals to other agencies. The Inclusion Coordinator conducted 492 technical assistance meetings regarding child screenings and assessments, including ASQs. Staff consistently reviewed completed screenings, providing strategies and interventions to assist teachers and parents with children that scored within areas of concern. The Inclusion Coordinator provided assistance in administering, reviewing, and rescreening ASQ 3s and ASQ SEs. Observations were conducted by the Inclusion Coordinator as needed.


Warm-Line and referral information was shared at provider meetings, as well as distributing Warm-line flyers to attendees. Many providers display the Warm-Line flyer in the office or beside parent sign-in/sign-out logs. The Inclusion Coordinator, Quality Specialists, and Director of Provider Services collaborated to support providers with the Special Needs matrix when requested.

Data Summary

The following information is based on data collected from July 1, 2023- June 30, 2024.

CHILDREN SERVED IN SCHOOL READINESS

Number of children served in the school readiness program, by provider type, enumerated by age and eligibility priority category, reported as the number of children served during the month and the average participation throughout the month.

 DIVISION OF Early Learning LEARN EARLY. LEARN FOR LIFE.													
Florida Department of Education													
ELC of Indian River, Martin, Okeechobee													
Fiscal Year 2023-2024 Annual Report													
Section D - Children Served in School Readiness Programs													
September 16, 2024													
Sum of Children	Mo												
Category	2023						2024						hly
	Jul	Aug	Sep	Oct	Nov	Dec	Jan	Feb	Mar	Apr	May	Jun	
1. Licensed Private Centers	1,183	1,204	1,123	1,141	1,137	1,124	1,156	1,174	1,193	1,214	1,220	1,197	1,172
01 TCA	1	3	2	2	1	1	2	3	2	3	2	3	2
0-2 Years	0	2	2	1	1	1	2	2	1	2	1	1	1
3-5 Years	1	1	0	0	0	0	0	1	1	1	1	1	1
School Age	0	0	0	1	0	0	0	0	0	0	0	0	1
02 At Risk < 9	155	188	167	169	156	148	154	143	154	148	146	150	157
0-2 Years	80	97	93	96	84	79	82	75	83	81	74	76	83
3-5 Years	69	83	62	65	64	60	63	60	62	59	63	63	64
School Age	6	8	12	8	8	9	9	8	9	8	9	11	9
03 Econ Disadvantage < SCH Age	874	860	773	793	813	821	848	870	881	913	914	879	853
0-2 Years	368	375	378	383	384	383	378	384	382	396	401	390	384
3-5 Years	506	485	395	410	429	438	470	486	499	517	513	489	470
04 TCC < SCH Age	0	0	0	2	2	2	2	2	2	2	2	2	2
0-2 Years	0	0	0	2	1	1	1	1	1	1	1	1	1
3-5 Years	0	0	0	0	1	1	1	1	1	1	1	1	1
05 At Risk Age 9-12	1	2	1	1	2	1	1	1	0	0	1	2	1
School Age	1	2	1	1	2	1	1	1	0	0	1	2	1
06 Econ Disadvantage - SCH Age	152	140	167	161	152	139	137	142	142	136	144	160	148

⊖07 TCC SCH Age	0	0	0	0	0	0	0	0	0	0	0	1	0
School Age	0	0	0	0	0	0	0	0	0	0	0	1	0
⊖09 Head Start and VPK	0	11	13	13	11	12	12	13	12	12	11	0	10
3-5 Years	0	11	13	13	11	12	12	13	12	12	11	0	10
⊖3. Large Family Child Care Home	6	6	5	5	5	5	5	5	6	5	5	5	5
⊖03 Econ Disadvantage < SCH Age	6	6	5	5	5	5	5	5	6	5	5	5	5
0-2 Years	3	3	4	4	3	3	3	3	4	3	3	3	3
3-5 Years	3	3	1	1	2	2	2	2	2	2	2	2	2
⊖4. Licensed Family Child Care Home	13	14	13	15	15	14	14	14	11	12	12	12	13
⊖01 TCA	0	0	0	0	0	0	0	0	0	2	2	2	1
3-5 Years	0	0	0	0	0	0	0	0	0	2	2	2	1
⊖02 At Risk < 9	0	0	0	0	0	0	0	0	0	2	2	2	1
0-2 Years	0	0	0	0	0	0	0	0	0	2	2	2	1
⊖03 Econ Disadvantage < SCH Age	6	5	4	4	4	3	3	3	3	3	3	3	4
0-2 Years	3	4	3	3	3	1	1	1	1	1	1	1	2
3-5 Years	3	1	1	1	1	2	2	2	2	2	2	2	2
⊖06 Econ Disadvantage - SCH Age	7	9	9	11	11	11	11	11	8	5	5	5	9
School Age	7	9	9	11	11	11	11	11	8	5	5	5	9



Florida Department of Education

ELC of Indian River, Martin, Okeechobee

Fiscal Year 2023-2024 Annual Report

Section D - Children Served in School Readiness Programs

September 16, 2024

Sum of Children	Mo												
	⊖2023						⊖2024						hly
⊖7. Public School	142	224	263	272	279	270	281	287	290	295	289	168	255
⊖01 TCA	0	0	1	1	1	0	0	1	1	1	1	0	1
School Age	0	0	1	1	1	0	0	1	1	1	1	0	1
⊖02 At Risk < 9	9	13	18	18	24	22	19	18	16	15	12	7	16
3-5 Years	1	0	0	1	1	0	0	0	0	0	0	0	0
School Age	8	13	18	17	23	22	19	18	16	15	12	7	16
⊖03 Econ Disadvantage < SCH Age	2	0	0	0	0	0	0	0	0	0	0	9	1
3-5 Years	2	0	0	0	0	0	0	0	0	0	0	9	1
⊖05 At Risk Age 9-12	6	4	5	5	6	5	7	5	6	6	6	3	5
School Age	6	4	5	5	6	5	7	5	6	6	6	3	5
⊖06 Econ Disadvantage - SCH Age	125	207	239	247	247	242	254	262	266	272	269	149	232
School Age	125	207	239	247	247	242	254	262	266	272	269	149	232
⊖07 TCC SCH Age	0	0	0	1	1	1	1	1	1	1	1	0	1
School Age	0	0	0	1	1	1	1	1	1	1	1	0	1
⊖2. License-Exempt Centers	26	26	23	20	22	22	24	23	24	24	22	11	22
⊖02 At Risk < 9	3	3	3	2	2	2	2	0	0	0	0	0	1
School Age	3	3	3	2	2	2	2	0	0	0	0	0	1
⊖03 Econ Disadvantage < SCH Age	3	1	1	1	3	3	3	3	4	4	4	3	3
0-2 Years	0	0	0	0	2	2	2	2	3	3	3	2	2

0-2 Years	0	0	0	0	2	2	2	2	3	3	3	2	2
3-5 Years	3	1	1	1	1	1	1	1	1	1	1	1	1
⊖05 At Risk Age 9-12	1	1	1	0	0	0	0	0	0	0	0	0	0
School Age	1	1	1	0	0	0	0	0	0	0	0	0	0
⊖06 Econ Disadvantage - SCH Age	19	21	18	17	17	17	19	20	20	20	18	8	18
School Age	19	21	18	17	17	17	19	20	20	20	18	8	18
⊖6. Private School	64	67	68	67	64	63	64	68	70	72	76	79	69
⊖02 At Risk < 9	13	18	18	16	17	18	18	15	14	12	11	13	15
0-2 Years	7	11	11	9	11	12	12	9	8	7	6	7	9
3-5 Years	6	6	5	5	4	4	4	5	5	4	4	4	5
School Age	0	1	2	2	2	2	2	1	1	1	1	2	1
⊖03 Econ Disadvantage < SCH Age	37	37	39	39	35	35	36	42	45	50	55	55	42
0-2 Years	23	24	26	29	24	23	24	29	32	36	40	42	29
3-5 Years	14	13	13	10	11	12	12	13	13	14	15	13	13
⊖06 Econ Disadvantage - SCH Age	14	12	11	12	12	10	10	11	11	10	10	11	11
School Age	14	12	11	12	12	10	10	11	11	10	10	11	11
Monthly Total	1,434	1,541	1,495	1,520	1,522	1,498	1,544	1,571	1,594	1,622	1,624	1,472	1,536

Data is from the EFS Modernization Database as of September 16, 2024.

CHILD DISENROLLMENT

Total number of children disenrolled during the year and the reasons for disenrollment



**ELC of Indian River, Martin, Okeechobee
Fiscal Year 2023-2024 Annual Report
Section E - School Readiness Children Disenrolled
September 13, 2024**

Reason for Disenrollment	Number of Children Disenrolled
Child care provider dismisses child due to child's behavior	9
Child care provider does not meet parent's or guardian's expectations.	3
Child care provider has closed for economic or other business reasons.	1
Child care setting provided too much stimulation for the child.	2
Child has exceeded the age-limit for services.	2
Child is no longer residing with the guardian who completed the initial application. New paperwork must be completed by new guardian.	10
Child poses safety risk to other children at program.	7
Child was determined eligible for services but never enrolled with a child care provider.	5
Client deceased.	2
Client does not show up for redetermination.	140
Client failed to comply with program requirements.	11
Client failed to provide required documentation to maintain eligibility.	21
Client is eligible for services under a different funder (i.e., non funder 1).	1
Client is no longer eligible for services because the family income exceeds the allowable amount for eligibility.	16
Client moved out of the county in which funding is currently provided.	24
Client no longer has a valid purpose for care.	30
Client's contact information is no longer valid and fails to provide updated information by a specified date.	38
Custodian is involved in seasonal work (such as migrant or school district employees) and the child's enrollment is temporarily suspended while custodian is not working.	25
Parent or guardian lacks resources necessary to keep child in care.	3
Parent/guardian withdrew child from the program.	338
Provider dismissed child for noncompliance with the provider's attendance policy.	69
Provider dropped child from the provider's program.	25
Provider remains open, but no longer provides VPK or SR services.	1
Referral from referring agency has expired.	5
The enrollment record was updated.	17
The next authorization period was approved.	16
The program where the child was receiving services changed ownership. The new owner has a new provider record.	2
Transfer from one SR funding source to another (i.e. BG3 to BG8).	5
Transfer to another provider record (even if the second record is owned by the same provider).	3
Total	831

Data is from the EFS Modernization Database as of September 13, 2024.

PROVIDER TYPE

Total number of providers by provider type.



**ELC of Indian River, Martin, Okeechobee
Fiscal Year 2023-2024 Annual Report
Section F - Total Providers by Provider Type
September 13, 2024**

Provider Type	Total Providers	Offered SR Only	Offered VPK Only	Both
1. Licensed Private Centers	60	11	15	34
2. License-Exempt Centers	8	4	3	1
3. Large Family Child Care Home	1	1	0	0
4. Licensed Family Child Care Home	1	1	0	0
6. Private School	12	2	9	1
7. Public School	36	10	10	16

Data is from the EFS Modernization Database as of September 13, 2024.

SCHOOL READINESS PROVIDER REVOCATION


List of any school readiness program provider, by type, whose eligibility to deliver the school readiness program is revoked, including a brief description of the state or federal violation that resulted in the revocation.

Provider Name	Address	City	County	Provider Type	ELC Narrative
No Providers to report.					

Data is from the EFS Modernization Database as of September 16, 2024.


VOLUNTARY PREKINDERGARTEN PROVIDER REVOCATION

List of any voluntary prekindergarten program provider, by type, whose eligibility to deliver the voluntary prekindergarten program is revoked, including a brief description of the state violation that resulted in the revocation.

 <p>Florida Department of Education</p> <p style="text-align: center;">ELC of Indian River, Martin, Okeechobee Fiscal Year 2023-2024 Annual Report Section G - Providers with Eligibility to Deliver the School Readiness Program Revoked September 16, 2024</p>					
Provider Name	Address	City	County	Provider Type	ELC Narrative
No Providers to report.					
Data is from the EFS Modernization Database as of September 16, 2024.					

CHILDREN SERVED BY PROVIDER

The total number of children served in each provider facility.

 <p>Florida Department of Education</p> <p style="text-align: center;">ELC of Indian River, Martin, Okeechobee Fiscal Year 2023-2024 Annual Report Section I - Total Number of Children Served At Each Provider Facility September 16, 2024</p>						
Provider Name	Address	City	County	Children Served		
				Unduplicated Total	School Readiness	VPK
*IRSD OSCEOLA MAGNET EXTENDED DAY	665 20TH ST	VERO BEACH	INDIAN RIVER	7	7	0
A CHILD'S WORLD NORTH	703 SW 6TH ST	OKEECHOBEE	OKEECHOBEE	108	95	22
A CHILD'S WORLD SOUTH	4664 US HIGHWAY 441 SE	OKEECHOBEE	OKEECHOBEE	69	59	14
A.J.B. MANAGEMENT , D/B/A KENDALL ACADEMY	575 ROYAL PALM BLVD	VERO BEACH	INDIAN RIVER	55	0	55
ALL ABOUT ABC'S LEARNING CENTER II	510 SE LAKE ST	STUART	MARTIN	18	18	0
ALL ABOUT ABC'S LEARNING CENTER INC.	819 SE BAHAMA AVE	STUART	MARTIN	64	64	0
ALPHABET FARMS PRESCHOOL INC	1700 SW SUNSET TRL	PALM CITY	MARTIN	7	0	7
APPLE TREE ACADEMY II	880 NE JENSEN BEACH BLVD	JENSEN BEACH	MARTIN	79	45	43
APPLE TREE ACADEMY III	2746 SW FEROE AVE	PALM CITY	MARTIN	85	59	34
APPLE TREE ACADEMY IV	6491 SE PARKWOOD DR	STUART	MARTIN	146	114	43
APPLE TREE ACADEMY V	2085 S KANNER HWY	STUART	MARTIN	118	89	40
ASBURY UNITED METHODIST CHURCH ACADEMY	1708 43RD AVE	VERO BEACH	INDIAN RIVER	26	13	13
BANNER LAKE EARLY LEARNING CENTER	12100 SE LANTANA AVE	HOBE SOUND	MARTIN	39	25	15
BETHEL LUTHERAN PRESCHOOL	7905 SE FEDERAL HWY	HOBE SOUND	MARTIN	47	0	47
BOYS & GIRLS CLUBS OF MARTIN COUNTY - HOBE SOUND	11500 SE LARES AVE	HOBE SOUND	MARTIN	7	7	0
BOYS & GIRLS CLUBS OF MARTIN COUNTY - INDIANTOWN	17375 SW PALM BEACH STREET	INDIANTOWN	MARTIN	10	10	0
BOYS & GIRLS CLUBS OF MARTIN COUNTY - PALM CITY	1150 SW MARTIN DOWNS BLVD	PALM CITY	MARTIN	4	4	0
BOYS & GIRLS CLUBS OF MARTIN COUNTY - PORT SALERNO	4731 SE FLOUNDER AVE	STUART	MARTIN	7	7	0
BRANAM FAMILY DAYCARE HOME	233 15TH ST SW	VERO BEACH	INDIAN RIVER	26	26	0

DEL 202.80 – ELC ANNUAL REPORT

BREAD OF HEAVEN EARLY LEARNING CHRISTIAN SCHOOL LLC	2400 43RD ST	VERO BEACH	INDIAN RIVER	16	16	0
BRIDGES EARLY LEARNING CENTER	1590 27TH AVE	VERO BEACH	INDIAN RIVER	92	64	33
CHILDCARE RESOURCES EDUCATION CENTER	2300 5TH AVE STE 149	VERO BEACH	INDIAN RIVER	29	13	17
CITRUS EOC HEAD START	2771 4TH STREET	VERO BEACH	INDIAN RIVER	32	0	32
COMMUNITY CHRISTIAN ACADEMY PRESCHOOL	777 SE SALERNO RD	STUART	MARTIN	15	0	15
DOUGLAS HEAD START CENTER	8445 64TH AVENUE	WABASSO	INDIAN RIVER	31	0	31
E O C NORTH SIDE HEAD START	1798 NW 9TH AVE	OKEECHOBEE	OKEECHOBEE	47	0	47
EOC SEMINOLE HEAD START	2690 NW 42ND AVE	OKEECHOBEE	OKEECHOBEE	13	0	13
FANTASTIKIDS	1899 BARBER ST	SEBASTIAN	INDIAN RIVER	14	14	0
FANTASTIKIDS ACADEMY OF SEBASTIAN	1899 BARBER ST	SEBASTIAN	INDIAN RIVER	38	25	21
FELLSMERE COMMUNITY OUTREACH AND PRESCHOOL INC.	1025 W GRANT	FELLSMERE	INDIAN RIVER	15	15	0
FIRST BAPTIST CHRISTIAN PRE-SCHOOL	201 SW OCEAN BLVD	STUART	MARTIN	21	0	21
FIRST IMPRESSIONS DAYCARE & PRESCHOOL	935 9TH CT SW	VERO BEACH	INDIAN RIVER	35	30	8
FIRST METHODIST ACADEMY	1750 20TH ST	VERO BEACH	INDIAN RIVER	25	0	25
FIRST PRESBYTERIAN PRESCHOOL	520 ROYAL PALM BLVD	VERO BEACH	INDIAN RIVER	58	0	58
FIRST UNITED METHODIST PRESCHOOL - STUART	1500 S KANNER HWY	STUART	MARTIN	49	0	49
GERTRUDE WALDEN CHILD CARE CENTER, INC.	601 SE LAKE ST	STUART	MARTIN	88	76	23
GLOBAL LEARNING OF STUART INC	6338 SE HELD CT	STUART	MARTIN	85	85	0
GLOBAL LEARNING OF VERO BEACH INC.	2044 16TH ST	VERO BEACH	INDIAN RIVER	168	162	22
GRACIE'S PRESCHOOL	1150 41ST AVE	VERO BEACH	INDIAN RIVER	40	0	40
GREEN LARGE FAMILY CHILD CARE HOME	4725 39TH AVE	VERO BEACH	INDIAN RIVER	9	9	0
HIGH HOPES PRESCHOOL	3900 SW CITRUS BLVD.	PALM CITY	MARTIN	32	0	32
HOBE SOUND CHRISTIAN ACADEMY	11460 SE GOMEZ AVE	HOBE SOUND	MARTIN	13	0	13
HOBE SOUND EARLY LEARNING CENTER	11580 SE GOMEZ AVE	HOBE SOUND	MARTIN	69	35	39
HOPE MONTESSORI ACADEMY, INC.	2715 ATLANTIC BLVD	VERO BEACH	INDIAN RIVER	43	33	16
IMMANUEL EARLY LEARNING CENTER	2655 SW IMMANUEL DR	PALM CITY	MARTIN	29	0	29
INDIAN RIVER ACADEMY HEAD START	500 20TH ST SW	VERO BEACH	INDIAN RIVER	20	0	20
IRSD BEACHLAND EXTENDED DAY PROGRAM	3350 INDIAN RIVER DRIVE EAST	VERO BEACH	INDIAN RIVER	2	2	0
IRSD CITRUS EXTENDED DAY PROGRAM	2771 4TH ST	VERO BEACH	INDIAN RIVER	10	10	0
IRSD DODGERTOWN ELEMENTARY	4350 43RD AVE	VERO BEACH	INDIAN RIVER	43	7	36
IRSD FELLSMERE ELEMENTARY	50 N CYPRESS ST	FELLSMERE	INDIAN RIVER	47	7	40
IRSD GLENDALE ELEMENTARY	4940 8TH ST 1426 19TH ST	VERO BEACH	INDIAN RIVER	26	10	16
IRSD INDIAN RIVER ACADEMY	500 20TH ST SW	VERO BEACH	INDIAN RIVER	28	12	16
IRSD LIBERTY MAGNET EXTENDED DAY PROGRAM	6850 81ST ST	VERO BEACH	INDIAN RIVER	18	18	0
IRSD PELICAN ISLAND ELEMENTARY	1355 SCHUMANN DR	SEBASTIAN	INDIAN RIVER	40	8	32
IRSD ROSEWOOD MAGNET EXTENDED DAY PROGRAM	3850 16TH ST	VERO BEACH	INDIAN RIVER	42	42	0
IRSD SEBASTIAN ELEMENTARY	400 SEBASTIAN BLVD	SEBASTIAN	INDIAN RIVER	25	7	18
IRSD TREASURE COAST EXTENDED DAY PROGRAM	8955 85TH ST	SEBASTIAN	INDIAN RIVER	3	3	0
IRSD VERO BEACH ELEMENTARY	1770 12TH ST	VERO BEACH	INDIAN RIVER	79	25	54
JENSEN BEACH COMMUNITY CHURCH PRESCHOOL	3900 NE SKYLINE DR	JENSEN BEACH	MARTIN	33	0	33
KALYNA'S CHILDCARE CENTER	3981 45TH PL	VERO BEACH	INDIAN RIVER	17	17	0
KID CITY USA VERO BEACH	760 20TH AVE	VERO BEACH	INDIAN RIVER	99	66	43
LA PETITE ACADEMY, INC. 7394	1418 27TH AVE	VERO BEACH	INDIAN RIVER	119	103	30
LITTLE EINSTEINS	824 SE OCEAN BLVD	STUART	MARTIN	9	0	9
LITTLE FEET LEARNING CENTER	610 NE JENSEN BEACH BLVD	JENSEN BEACH	MARTIN	48	43	11
LITTLE RISING STARS, INC.	2855 58TH AVENUE	VERO BEACH	INDIAN RIVER	44	19	29
LOUIS DREYFUS CITRUS BRANCH YMCA OF INDIANTOWN	16451 SW FARM RD	INDIANTOWN	MARTIN	64	64	0
MCSD BESSEY CREEK ELEMENTARY	2201 SW MATHESON AVENUE	PALM CITY	MARTIN	52	10	42
MCSD CITRUS GROVE ELEMENTARY	2527 SW CITRUS BLVD	PALM CITY	MARTIN	27	7	20
MCSD CRYSTAL LAKE ELEMENTARY	2095 SW 96TH ST	STUART	MARTIN	33	14	19
MCSD FELIX A. WILLIAMS ELEMENTARY	401 NW BAKER RD	STUART	MARTIN	51	34	17
MCSD HOBE SOUND ELEMENTARY	11555 SE GOMEZ AVE	HOBE SOUND	MARTIN	45	26	19
MCSD J.D. PARKER ELEMENTARY	1050 EAST 10TH STREET	STUART	MARTIN	46	28	18
MCSD JENSEN BEACH ELEMENTARY	2525 NE SAVANNAH RD	JENSEN BEACH	MARTIN	78	57	21
MCSD PALM CITY ELEMENTARY	1951 SW 34TH ST	PALM CITY	MARTIN	79	42	37
MCSD PERKINS CHILDHOOD CENTER	16868 SW PALM BEACH ST	INDIANTOWN	MARTIN	22	0	22
MCSD PINWOOD ELEMENTARY	5200 SE WILLOUGHBY BLVD	STUART	MARTIN	97	97	0
MCSD PORT SALERNO ELEMENTARY	3260 SE LIONEL TER	STUART	MARTIN	21	21	0
MCSD SALERNO LEARNING CENTER	3400 SE LIONEL TER	STUART	MARTIN	79	0	79
MCSD SALERNO SCHOOL HOUSE	3940 SE SALERNO RD	STUART	MARTIN	19	0	19
MCSD SEAWIND ELEMENTARY	3700 SE SEABRANCH BLVD	HOBE SOUND	MARTIN	25	25	0
MCSD STUART LEARNING CENTER	1050 SE 10TH ST	STUART	MARTIN	11	0	11
MCSD WARFIELD ELEMENTARY	15260 SW 150TH ST	INDIANTOWN	MARTIN	44	6	38
MRS. THERESA'S CHILD CARE CENTER	4895 38TH CIRCLE	VERO BEACH	INDIAN RIVER	25	25	0
NORTH COUNTY CHARTER SCHOOL, INC.	6640 OLD DIXIE HWY	VERO BEACH	INDIAN RIVER	31	0	31
OKEECHOBEE CHILDREN'S ACADEMY	1811 SW 2ND AVE	OKEECHOBEE	OKEECHOBEE	115	108	12
OKEECHOBEE COUNTY SCHOOL BOARD- SOUTH ELEMENTARY	2468 SW 7TH AVE SOUTH ELEMENTARY SCHOOL	OKEECHOBEE	OKEECHOBEE	21	0	21

DEL 202.80 – ELC ANNUAL REPORT

OKSD- CENTRAL ELEMENTARY	610 SOUTHWEST 5TH AVENUE	OKEECHOBEE	OKEECHOBEE	21	0	21
OKSD- EVERGLADES ELEMENTARY	3725SOUTHEAST 8TH STREET	OKEECHOBEE	OKEECHOBEE	21	0	21
OKSD- NORTH ELEMENTARY	3000 NORTHWEST 10TH	OKEECHOBEE	OKEECHOBEE	22	0	22
OKSD- SEMINOLE ELEMENTARY	2690 NORTHWEST 42ND AVE.	OKEECHOBEE	OKEECHOBEE	21	0	21
OXFORD ACADEMY PRESCHOOL OF VERO BEACH	1728 24TH ST	VERO BEACH	INDIAN RIVER	29	21	11
PACE LEARNING ACADEMY	915 SE EAST AVE	STUART	MARTIN	16	16	0
PALM CITY PRESCHOOL, LLC	3001 SW MILL CREEK WAY	PALM CITY	MARTIN	30	11	21
PARENTS' CHOICE PRESCHOOL LLC	4279 NW FEDERAL HWY	JENSEN BEACH	MARTIN	117	101	22
PEACE LUTHERAN SCHOOL	750 NW 23RD LN	OKEECHOBEE	OKEECHOBEE	34	0	34
PEBBLESTONE ACADEMY, INC.	1200 SE DIXIE CUTOFF RD	STUART	MARTIN	43	42	7
REED CHILD CARE & LEARNING CENTER CORP.	2200 SE MONTEREY RD	STUART	MARTIN	82	72	16
REED CHILD CARE & LEARNING CENTER II	509 SE PALM BEACH RD	STUART	MARTIN	48	43	12
RIVERSIDE MONTESSORI	320 SE FLORIDA ST	STUART	MARTIN	24	3	21
ROCK SOLID CHRISTIAN ACADEMY	401 SW 4TH ST	OKEECHOBEE	OKEECHOBEE	43	7	36
ROSELAND CHRISTIAN PRESCHOOL, INC.	12962 ROSELAND RD	SEBASTIAN	INDIAN RIVER	45	0	45
ST HELEN'S HEAD START CENTER	3550 41ST ST	VERO BEACH	INDIAN RIVER	37	0	37
ST. JOSEPH CATHOLIC SCHOOL	1200 EAST 10TH ST	STUART	MARTIN	29	0	29
ST. PETERS CHILD DEVELOPMENT CENTER	4580 33RD AVE	VERO BEACH, FL	INDIAN RIVER	3	3	0
ST. PETER'S MISSIONARY BAPTIST CHURCH PRESCHOOL	4250 38TH AVENUE	VERO BEACH	INDIAN RIVER	19	0	19
SUNCOAST PRIMARY SCHOOL	3050 43RD AVE	VERO BEACH	INDIAN RIVER	4	0	4
TEMPLE BEIT HAYAM EARLY CHILDHOOD LEARNING CENTER	951 SE MONTEREY COMMONS BLVD	STUART	MARTIN	13	0	13
TENDER CARE DAYCARE AND PRESCHOOL, INC.	604 SW 5TH ST	OKEECHOBEE	OKEECHOBEE	98	84	27
THE GRACE PLACE PRESCHOOL	1550 SE SALERNO RD	STUART	MARTIN	27	0	27
THE HOPE CENTER FOR AUTISM	2580 SE WILLOUGHBY BLVD	STUART	MARTIN	3	3	0
THE LEARNING NEST	1088 BARBER ST	SEBASTIAN	INDIAN RIVER	69	42	33
TINY TREASURES	1001 ROSELAND RD	SEBASTIAN	INDIAN RIVER	35	35	0
VERO BEACH PRESCHOOL INC	890 6TH AVE	VERO BEACH	INDIAN RIVER	93	70	32
WILLIAMS CHILD CARE AND PRESCHOOL	2405 14TH AVE	VERO BEACH	INDIAN RIVER	101	93	18
WORLD CLASS ACADEMY	1285 6TH AVE	VERO BEACH	INDIAN RIVER	43	43	0
WORLD CLASS ACADEMY OKEECHOBEE	400 SW 4TH ST	OKEECHOBEE	OKEECHOBEE	88	72	27
WORLD CLASS ACADEMY OKEECHOBEE NORTH	2205 US HIGHWAY 98 N	OKEECHOBEE	OKEECHOBEE	79	70	18
YMCA CHILD DEVELOPMENT CENTER-TEDDY BEAR ACADEMY	1700 SE MONTEREY RD	STUART	MARTIN	122	113	16

Data is from the EFS Modernization Database as of September 16, 2024.

Fiscal Summary

During the 2023- 2024 fiscal year, the coalition’s total SR, SR Local Match, VPK, and Other Local Revenues operating budget was \$18,427,425.

PROGRAM FUNDS (REVENUES)

Segregation of School Readiness Program funds, SR Local Match funds, Voluntary Prekindergarten Education Program funds, and other local revenues available to the coalition.

School Readiness (SR) Program funds	\$11,321,491
SR Local Match funds	\$22,624
Voluntary Prekindergarten (VPK) Education Program funds	\$6,403,751
Other Local Revenues (including in-kind)	\$679,559
Total	\$18,427,425

DETAILS OF EXPENDITURES BY FUND SOURCE

Details of expenditures by fund source, including total expenditures for administrative activities, quality activities, nondirect services, and direct services for children.

	Administrative Activities	Quality Activities	Nondirect Services	Direct Services for Children	Total
SR Program	\$331,049	\$678,230	\$686,766	\$9,625,446	\$11,321,491
SR Local Match Funders	\$0	\$0	\$0	\$22,624	\$22,624
VPK Program	\$189,077	\$0	\$0	\$6,214,674	\$6,403,751
Other Local Revenues	\$2,200	\$421,307	\$0	\$256,052	\$679,559
Total	\$522,326	\$1,099,537	\$0	\$16,118,796	\$18,427,425

COALITION STAFF AND RELATED EXPENDITURES

Total number of coalition staff and the related expenditures for salaries and benefits. For any subcontracts, the total number of contracted staff and the related expenditures for salaries and benefits.

	Number of Staff	Expenditures for Salary and Benefits
Early Learning Coalition Staff	28	\$ 1,957,719
Subrecipient Staff	0	\$
Total	28	\$ 1,957,719

Supplemental Information

STABILIZATION FUNDS

During the 2023-24 fiscal year, the ELCIRMO distributed ARPA Stabilization Grants totaling \$1,964,875 to 52 providers. These funds were designed to help providers with daily costs and to compensate for lost revenue due to Covid-19.

WORKFORCE GRANTS

In fiscal year 2023-2024 the coalition participated in a series of workforce grants designed to both increase the quality and the quantity of instructors at childcare providers.

Professional Development Training/Grant Descriptions

Art of Conversation: Offered as part of “Starting Your Teaching Journey” series. Participants learn best practices in conducting professional conversations with parents, coworkers and other agencies.

Baby Doll Circle Time: Baby Doll Circle Time is a Conscious Discipline revolutionary approach that strengthens attachment, attunement and social play without increasing staff burdens or staff numbers.

Business Leadership Institute: The Business & Leadership Institute for Early Learning (BLI) is committed to building a platform where private and public business leaders, public policy decision makers, and early learning childcare center and home based business owners, operators and educators gather and explore the business of the childcare industry and its ability to provide quality early learning given the current industry climate, the struggle for profitability within socio-economic realities and the independent center and home based owners’ business acumen.

CLASS Foundation: A series of courses was offered at both the Infant/Toddler level and Pre-K level. Completion of a minimum number of hours of in either one of these tracks resulted in a \$600 stipend. 125 teachers completed these courses for a total of \$75,000.

CLASS Group Coaching: CLASS Group Coaching is a 12-week coach training and teacher professional development program designed to help teachers improve their quality of teaching.

CLASS Observer Certification – We offered courses to childcare directors and owners on CLASS observation. Individuals could take Infant, Toddler, or Pre-K courses and received \$800 for each of the first 2 courses they completed and an additional \$400 for passing the related exam. 89 individuals received this stipend for a total of \$83,600, with 6 directors completing 2 or more courses. A CLASS observer attends a two day training and is then

eligible to take the reliability testing. If certified, the observer is reliable to collect CLASS data in a classroom setting for the designated age level (Infant, Toddler or PreK).

Classroom Basics: Offered as part of “Starting Your Teaching Journey” series. Participants learn best practices in successful early childhood education and developmentally appropriate practices.

Classroom Management: Offered as part of “Starting Your Teaching Journey” series. Participants learn best practices in managing early childhood classrooms, including positive behavior support.

CPR: Providers could elect to be reimbursed for staff CPR training from an approved vendor list.

CQI: Continuous Quality Improvement grants were offered to providers with a CLASS score of 5.0 or higher. These grants allowed the provider to customize a training course for staff with at least 24 hours of live instruction. Grants were \$19,800 each and we had 22 providers apply and qualify for a total of \$410,431.

Child Success Grants: Grants were offered to providers that scored below 5.0 to take group training with their directors and staff for stipends ranging from \$600 - \$800. 15 providers participated in the grant and awarded staff a total of \$76,800.

Curriculum Grants: Providers could elect to be reimbursed for purchasing approved curriculum. Publisher training was required to be provided for staff.

Expand Your Center: Approved applicant centers received funding to add capacity to their center, resulting in additional slots for children to be served across the 3 counties served.

How to Obtain Your 45 Hours: Offered as part of “Starting Your Teaching Journey” series. Participants learn the process of completing the required 45 hours of training as a childcare worker.

Intro to CLASS: Participants learn the basics of the CLASS instrument, domains and dimensions. This presentation is designed to help participants learn about effective teacher-child interactions, as defined by the CLASS tool, and the ways these interactions help children learn. This course is offered at 3 age levels, Infant, Toddler and PreK.

Performance Bonus: VPK Lead Teachers were eligible for a performance bonus if their CLASS Instructional Support domain score increased by .5 points or more compared to a previous assessment. If a teacher did not have a previous score, the minimum Instructional Support domain score must be 3.0 or higher.

Recruit and Train – New hire bonuses (\$500) and stipends for completing DCF Health and safety training (\$700). 98 instructors received these bonuses for a total of \$68,400.

Sensory Island: Participants learn about student sensory integration difficulties while competing in a variety of sensory based challenges with your team. This training is designed to be a tool to help participants understand the sensory systems and how to manage hypersensitivity or hyposensitivity to certain input. The training focuses on the child as a whole person as we explore sensory issues, sensory modulation, emotional modulation, and the relationship between the sensory and emotional systems and behavior.

Stabilization and Classroom Materials Grant: Approved applicant centers could receive a grant to provide stability in center through a variety of options and purchase classroom materials. A portion of the grant must have been allocated to staff retention/workforce initiatives.

Upskilling: Applicant received bonuses for completing continuing education courses, such as a GED, 45 hours, credentialing courses, college degrees, FCCPC, and/or Director Credential.

Upskill Director: Grants were offered to childcare directors to take a series of courses for a \$750 stipend. 24 directors participated for a total of \$18,000.

Course	Payment to	# People	Amount	Other Info
Art of Conversation	Teachers	113	11,300	
Baby Doll Circle Time	Teachers	45	4,500	
Business Leadership	Directors	10	40,000	
Class Group Coaching	Teachers	100	120,000	
Class Observer	Directors	89	83,600	6 took two classes
Classroom Basics	Teachers	120	12,000	
Classroom Management	Teachers	115	11,500	
CPR	Providers	22	14,645	
CQI	Providers	22	410,431	
Curriculum Grants	Providers	22	221,026	
Expand Center	Providers	14	283,179	
How to Obtain 45 Hour	Teachers	17	1,700	
Intro to Class	Teachers	86	17,200	
Performance Bonus	Teachers	13	6,500	
Recruit / Health & Safety	Teachers	98	68,400	
Sensory Island	Teachers	56	16,800	
Stabilization Grants	Providers	52	1,964,875	
Upskilling	Teachers	17	7,725	
			<u>3,295,381</u>	
	Directors		123,600	
	Providers		2,894,156	
	Teachers		<u>277,625</u>	
			<u>3,295,381</u>	